



District/School Proficiency Report

SCHOOL: ST. CHARLES



Time Period: 08/15/07 – 07/15/08

Total Grades: 9
Total SRI Students: 100

St. Charles (100 total students)

PERFORMANCE STANDARD	STUDENTS	PERCENTAGE OF STUDENTS
Advanced	23	23%
Proficient	53	53%
Basic	18	18%
Below Basic	6	6%

Grade K (0 total students)

PERFORMANCE STANDARD	STUDENTS	PERCENTAGE OF STUDENTS
Advanced	0	0%
Proficient	0	0%
Basic	0	0%
Below Basic	0	0%

Grade 1 (0 total students)

PERFORMANCE STANDARD	STUDENTS	PERCENTAGE OF STUDENTS
Advanced	0	0%
Proficient	0	0%
Basic	0	0%
Below Basic	0	0%

YEAR-END PROFICIENCY LEXILE® RANGE

GRADE 1	GRADE 2	GRADE 3	GRADE 4	GRADE 5	GRADE 6	GRADE 7	GRADE 8	GRADE 9	GRADE 10	GRADE 11	GRADE 12
100-400	300-600	500-800	600-900	700-1000	800-1050	850-1100	900-1150	1000-1200	1025-1250	1050-1300	1050-1300

Using This Report

Purpose: This report allows administrators or principals to review the performance of students using SRI on a district-wide or school-wide basis.

Follow-Up: Identify schools or classes whose performance on SRI is less than optimal. Review SRI usage with the respective principal or teacher.



District/School Proficiency Report (Page 2)

SCHOOL: ST. CHARLES



Time Period: 08/15/07 – 07/15/08

Grade 2 (0 total students)

PERFORMANCE STANDARD	STUDENTS	PERCENTAGE OF STUDENTS
Advanced	0	0%
Proficient	0	0%
Basic	0	0%
Below Basic	0	0%





Grade 3 (0 total students)

PERFORMANCE STANDARD	STUDENTS	PERCENTAGE OF STUDENTS
Advanced	0	0%
Proficient	0	0%
Basic	0	0%
Below Basic	0	0%

Grade 4 (0 total students)

PERFORMANCE STANDARD	STUDENTS	PERCENTAGE OF STUDENTS
Advanced	0	0%
Proficient	0	0%
Basic	0	0%
Below Basic	0	0%

Grade 5 (13 total students)

PERFORMANCE STANDARD	STUDENTS	PERCENTAGE OF STUDENTS
Advanced	1	8% 
Proficient	7	54% 
Basic	2	15% 
Below Basic	3	23% 

YEAR-END PROFICIENCY LEXILE® RANGE

GRADE 1	GRADE 2	GRADE 3	GRADE 4	GRADE 5	GRADE 6	GRADE 7	GRADE 8	GRADE 9	GRADE 10	GRADE 11	GRADE 12
100-400	300-600	500-800	600-900	700-1000	800-1050	850-1100	900-1150	1000-1200	1025-1250	1050-1300	1050-1300



District/School Proficiency Report (Page 3)

SCHOOL: ST. CHARLES



Time Period: 08/15/07 – 07/15/08

Grade 6 (31 total students)

PERFORMANCE STANDARD	STUDENTS	PERCENTAGE OF STUDENTS
Advanced	2	6%
Proficient	18	58%
Basic	9	29%
Below Basic	2	6%

Grade 7 (27 total students)

PERFORMANCE STANDARD	STUDENTS	PERCENTAGE OF STUDENTS
Advanced	7	26%
Proficient	16	59%
Basic	3	11%
Below Basic	1	4%

Grade 8 (29 total students)

PERFORMANCE STANDARD	STUDENTS	PERCENTAGE OF STUDENTS
Advanced	13	45%
Proficient	12	41%
Basic	4	14%
Below Basic	0	0%

YEAR-END PROFICIENCY LEXILE® RANGE

GRADE 1	GRADE 2	GRADE 3	GRADE 4	GRADE 5	GRADE 6	GRADE 7	GRADE 8	GRADE 9	GRADE 10	GRADE 11	GRADE 12
100-400	300-600	500-800	600-900	700-1000	800-1050	850-1100	900-1150	1000-1200	1025-1250	1050-1300	1050-1300